
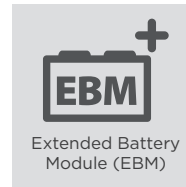
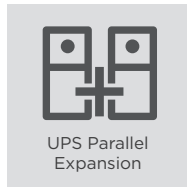



OLS6000ERTXL3U/OLS6000ERT6U
OLS10000ERTXL3U/OLS10000ERT6U

TRUSTWORTHY ONLINE UPS TO PROTECT DATA CENTER



The high-quality online double-conversion UPS that offers the ideal power protection for heavily loaded equipment racks

Designed for office and data center applications, the Online S Series adopts double-conversion topology to provide seamless Pure Sine Wave output. The products are compatible with generators to prolong power continuity. The UPSs also adopt ECO Mode to help save on energy costs, Smart Battery Management (SBM) to extend battery lifespan, and multifunction LCD readout to display precise information. The power management software allows users to easily control and monitor the UPS system.

APPLICATION

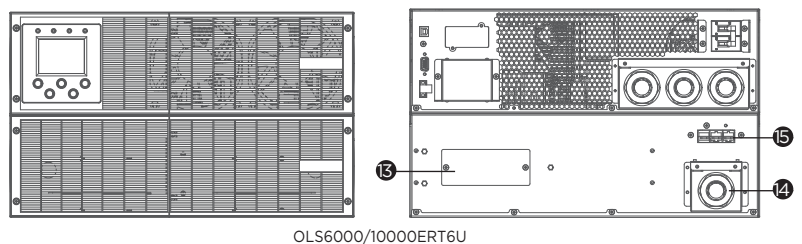
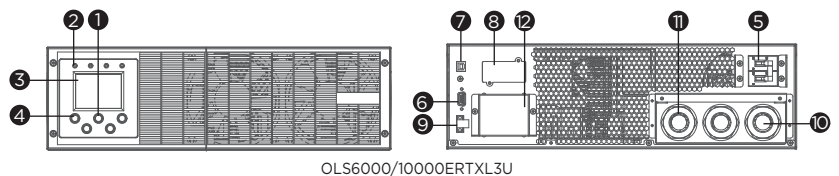
- SOHO Office
- Back Office
- Data Center
- Factory
- Train Station
- Office
- Server Room
- Supermarket
- Airport

SERIES FEATURES

- Online (Double Conversion) UPS Topology
- UPS Parallel Expansion
- Zero Transfer Time
- Extended Battery Module (EBM)
- Emergency Power Off (EPO) Port
- SNMP/HTTP Remote Management Capability (Optional)
- Energy Saving Technology
- Generator Compatible
- Smart Battery Management (SBM)
- LCD Status Display
- PowerPanel® Management Software

PRODUCT CALLOUTS

- 1 . Power On/Off Switch
- 2 . LED Status Indicators
- 3 . LCD Display Panel
- 4 . Function Button(s)
- 5 . Input Circuit Breaker
- 6 . Serial Port
- 7 . USB Port
- 8 . SNMP/HTTP Network Slot
- 9 . EPO Port
- 10 . Input Terminal Block
- 11 . Output Terminal Block
- 12 . Parallel Port
- 13 . On-Board Replaceable Fuse Cover
- 14 . Battery Input Terminal Block
- 15 . DC Output Connector



TECHNICAL SPECIFICATIONS

Model Name	OLS6000ERTXL3U	OLS6000ERT6U	OLS10000ERTXL3U	OLS10000ERT6U
General				
UPS Topology	Online Double Conversion	Online Double Conversion	Online Double Conversion	Online Double Conversion
Energy Saving Technology	Online ECO Mode Efficiency > 96%	Online ECO Mode Efficiency > 96%	Online ECO Mode Efficiency > 96%	Online ECO Mode Efficiency > 96%
Active PFC Compatibility	Yes	Yes	Yes	Yes
Parallel Expansion (Max. Units)	4	4	4	4
Input				
Generator Compatibility	Yes	Yes	Yes	Yes
Nominal Input Voltage (Vac)	230	230	230	230
Input Voltage Range (Vac)	110 - 276	110 - 276	110 - 276	110 - 276
Input Frequency (Hz)	50 ± 5, 60 ± 6	50 ± 5, 60 ± 6	50 ± 5, 60 ± 6	50 ± 5, 60 ± 6
Input Frequency Detection	Auto-sensing	Auto-sensing	Auto-sensing	Auto-sensing
Rated Input Current (A)	27.3	27.3	45.5	45.5
Input Power Factor	0.99	0.99	0.99	0.99
Input Connector Type	Hardwire Terminal Block	Hardwire Terminal Block	Hardwire Terminal Block	Hardwire Terminal Block
Output				
Capacity (VA)	6000	6000	10000	10000
Capacity (Watts)	5400	5400	9000	9000
On Battery Waveform	Pure Sine Wave	Pure Sine Wave	Pure Sine Wave	Pure Sine Wave
On Battery Voltage(s) (Vac)	208 ± 1%, 220 ± 1%, 230 ± 1%, 240 ± 1%			
Output Voltage Setting	Configurable	Configurable	Configurable	Configurable
On Battery Frequency (Hz)	50 ± 0.1%, 60 ± 0.1%	50 ± 0.1%, 60 ± 0.1%	50 ± 0.1%, 60 ± 0.1%	50 ± 0.1%, 60 ± 0.1%
Output Frequency Setting	Configurable	Configurable	Configurable	Configurable
Power Factor	0.9	0.9	0.9	0.9
Overload Protection	Internal Current Limiting, Circuit Breaker, Fuse			
Overload Protection (Line Mode)	105-125% Load for 10 min, 125-150% Load for 1 min, 150-170% Load for 10 sec, >170% Load for 1 sec			
Overload Protection (Battery Mode)	105-125% Load for 2 min, 125-150% Load for 30 sec, >150% Load for 1 sec			
Overload Protection (Bypass Mode)	125-150% Load for 1 min, 150-170% Load for 10 sec, >170% Load for 1 sec			
Harmonic Distortion (Linear Load)	THD<2%	THD<2%	THD<2%	THD<2%
Harmonic Distortion (Non-linear Load)	THD<5%	THD<5%	THD<5%	THD<5%
Outlet(s) - Total	1	1	1	1
Outlet Type	Hardwire Terminal Block x 1	Hardwire Terminal Block x 1	Hardwire Terminal Block x 1	Hardwire Terminal Block x 1
Typical Transfer Time (ms)	0	0	0	0
Battery				
Runtime at Half Load (min)	-	17.6	-	11
Runtime at Full Load (min)	-	7.2	-	4
Typical Recharge Time (Hours)	-	7	-	7
Smart Battery Management (SBM)	Yes	Yes	Yes	Yes
User-replaceable	No	No	No	No
Battery Type	-	Sealed Lead-acid	-	Sealed Lead-acid
Extended Battery Module (EBM)	BPSE240V75ART3U	BPSE240V75ART3U	BPSE240V75ART3UOA	BPSE240V75ART3UOA
Max. EBM Quantity (pcs)	15	15	15	15
Surge Protection & Filtering				
Surge Suppression (Joules)	445	445	445	445
EMI/RFI Filtration	Yes	Yes	Yes	Yes
Management & Communications				
LCD Panel	Yes	Yes	Yes	Yes
HID Compliant USB Port(s)	1	1	1	1
Serial Port	RS232	RS232	RS232	RS232
Dry Contact (with Relay)	Optional	Optional	Optional	Optional
Emergency Power Off (EPO) Port	Yes	Yes	Yes	Yes
Power Management Software	PowerPanel® Business Edition	PowerPanel® Business Edition	PowerPanel® Business Edition	PowerPanel® Business Edition
SNMP/HTTP Remote Monitoring	Yes - with optional RMCARD205	Yes - with optional RMCARD205	Yes - with optional RMCARD205	Yes - with optional RMCARD205
Physical				
Form Factor	Rack/Tower	Rack/Tower	Rack/Tower	Rack/Tower
Physical Size - Power Module				
Dimensions (WxHxD) (mm.)	438 x 130.5 x 680	438 x 130.5 x 680	438 x 130.5 x 680	438 x 130.5 x 680
Weight (kg.)	17.5	17.5	20	20
Installed Rack Height (U)	3	3	3	3
Physical Size - Battery Module				
Dimensions (WxHxD) (mm.)	-	438 x 130.5 x 680	-	438 x 130.5 x 680
Weight (kg.)	-	55	-	66
Installed Rack Height (U)	-	3	-	3
Environmental				
Operating Temperature (°C)	0 - 40	0 - 40	0 - 40	0 - 40
Operating Relative Humidity (Non-condensing) (%)	0 - 90	0 - 90	0 - 90	0 - 90
Online Thermal Dissipation (BTU/hr)	1603	1603	2672	2672
Certifications				
Certifications*	CE	CE	CE	CE
RoHS	Yes	Yes	Yes	Yes

*Certifications may vary according to different regions. Visit www.cyberpower.com for more information.
#All specifications are subject to change without notice.

